

SBC: Technical Data

41 Ball Check Valves, plastomer-lined

PM 41 M.01 e

March 2006



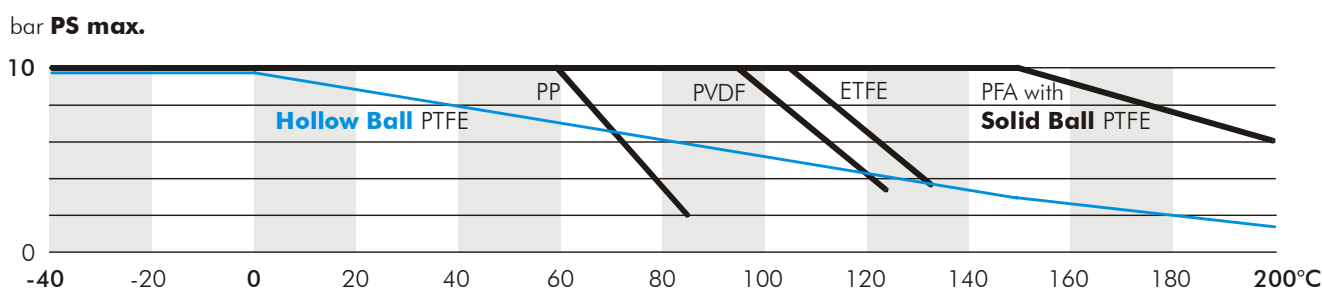
Operating Conditions

- Temperature range from -40°C up to +200°C (depending on lining material)
- Pressure range from 1 mbar up to 10 bar

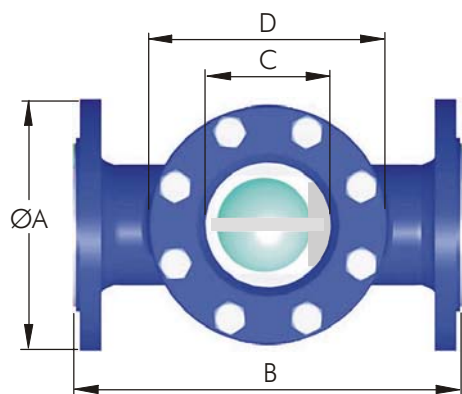
Testing / Marking

- Pressure- and tightness testing acc. to EN 12266-1, leakage rate A, and spark testing at 35 kV to assure lining integrity. Marking of valves on body and name plate acc. to EN 19.
- Material- resp. test certificate acc. to EN 10204-3.1

Pressure-/Temperature Diagram



Technical Data



Standard Materials of Components

Body	Cast Steel 1.0619 (WCB) epoxy-coated
Flange	Cast Steel 1.0619 (WCB) epoxy-coated
Lining	PFA
Solid Ball	PTFE
Ball Guide	PTFE-R (glassfibre-reinforced)
Glass Plate	Borosilicate 8488 acc. to DIN 7080
Gasket	C-4400 asbestos-free
Bolts	A2-70 1.4301

Dimensions in mm

DN	15/1/2"	20/3/4"	25/1"	40/1/2"	50/2"	65/2/2"	80/3"	100/4"	150/6"
ØA DIN	95	105	115	150	165	185	200	220	285
ØA ANSI	95	105	108	127	152	178	190	229	279
B DIN	130	150	160	200	230	290	310	350	480
B ANSI	130	150	152	178	203	290	310	350	480
ØC	33	33	48	65	80	80	100	125	200
D	• 70	• 70	• 85	• 110	• 120	Ø175	Ø190	Ø210	Ø290
ØGlass	45x10	45x10	63x10	80x12	100x15	100x15	125x20	150x25	225x30
kg appr.	3.0	3.8	4.4	7.5	11.5	17.9	23.6	44.3	68.0

Face to face B acc. to DIN EN 558-1 range 1 resp. ASME B16.10, other sizes upon request

SBC: Parts List Valve compl.

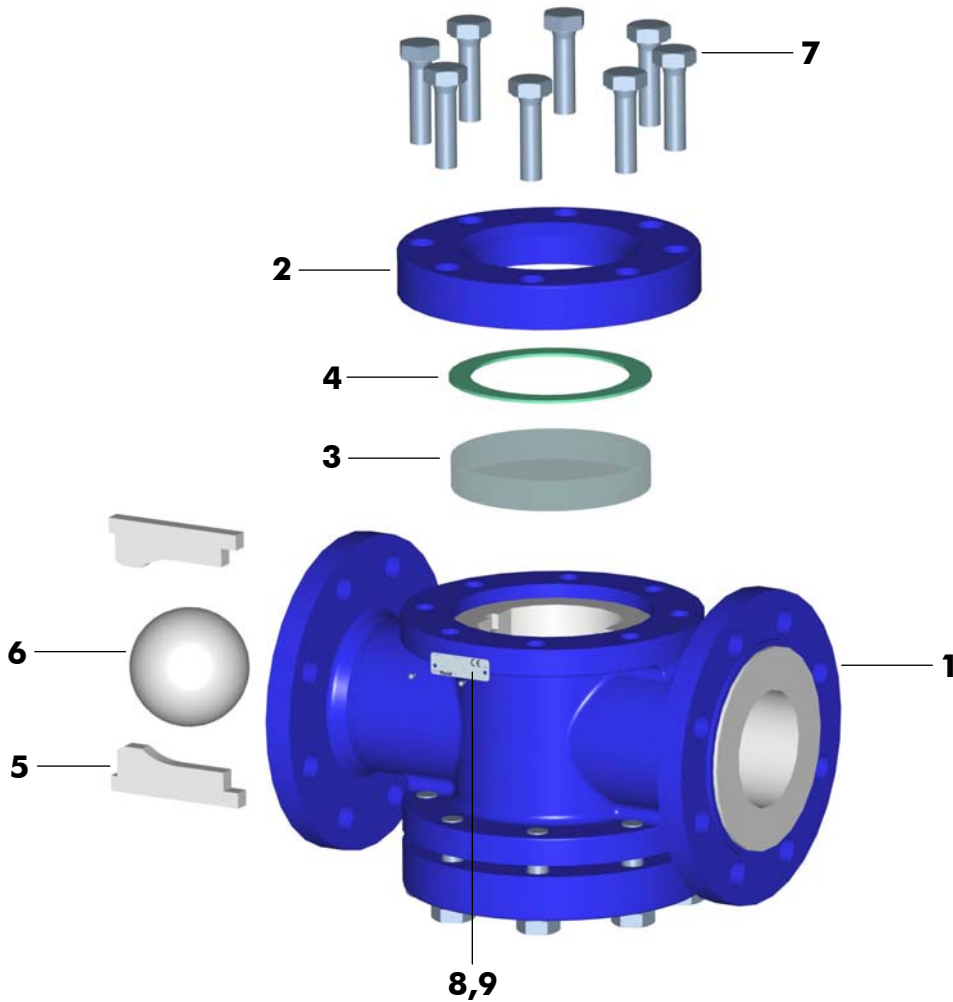
41 Ball Check Valves, plastomer-lined

PM 41 M.03 e

March 2006



Standard Version (Picture showing DN 80 PN16, PFA-lined)



Item	Qty.	Description	Material	No.
1	1	Body PFA-lined, RAL 5005	WCB	1.0619
2	2	Flange, RAL 5005	WCB	1.0619
3	2	Glass Plate DIN 7080	Borosilicate	8488
4	2	Gasket	C-4400	
5	1	Solid Ball	PTFE	
6	2	Ball Guide	PTFE-R	1.4310
7	16	Hex. Head Screw	A2-70	1.4310
8	1	Name Plate 42 x 14 CE	A2	1.4301
9	2	Hammer Screw 2.49 x 4.76	A2	1.4310

